

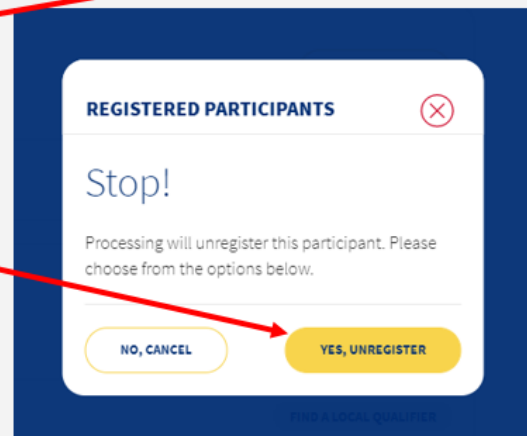
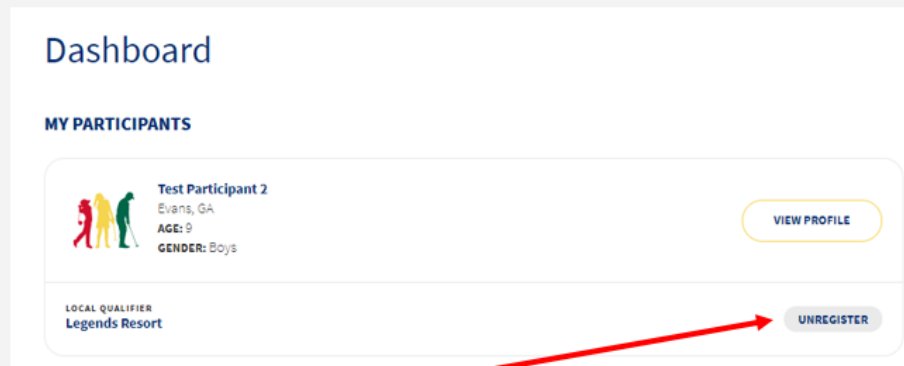
**DRIVE  
CHIP &  
PUTT**



*Withdraw or Change Qualifying Site*

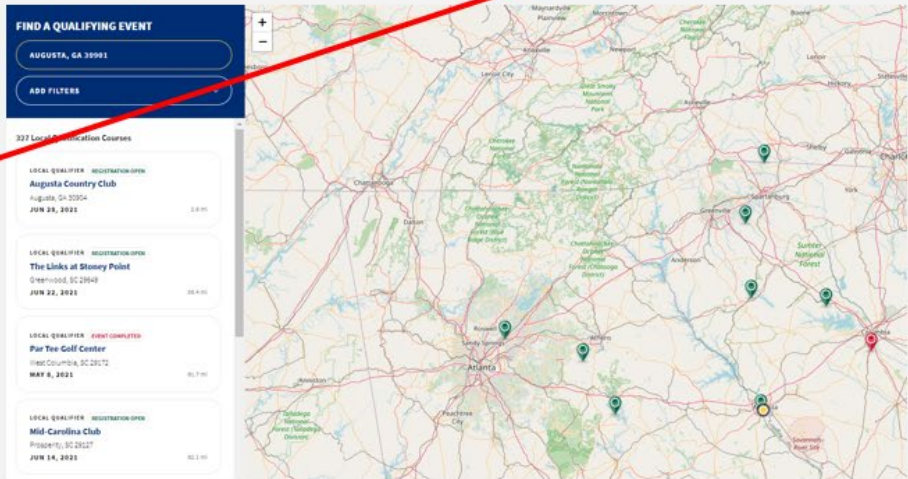
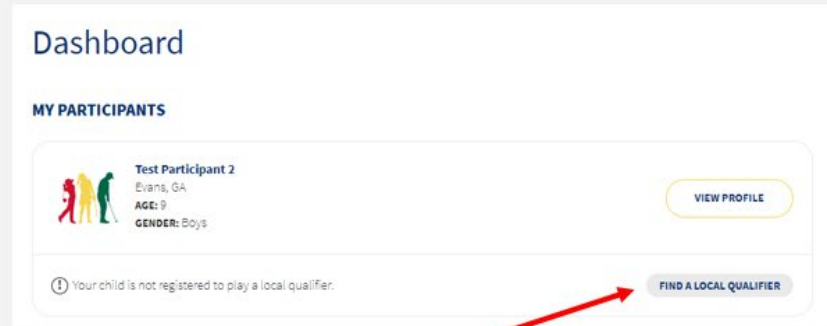
# Withdraw from Qualifier

- **Ask guardian to sign in to their DCP account**
  - Visit drivechipandputt.com
  - Click sign in on the top right corner of the homepage
  - Enter email address and password
- **Unregister/Withdraw Participant**
  - Once logged in, the guardian will be taken to their account dashboard. On the dashboard, have the guardian locate the participant they'd like to withdraw from the qualifier.
  - Underneath the participant's name, click on the "unregister" button.
  - A pop-up window will appear asking the guardian to confirm that they'd like to withdraw the selected participant. Have them click "yes, unregister".
- **Successfully Withdrawn**
  - The participant has now been successfully withdrawn from the qualifier.



# Change Qualifier

- **Ask guardian to sign in to their account**
  - Visit [drivechippandputt.com](https://drivechippandputt.com)
  - Click sign in on the top right corner of the homepage
  - Enter email address and password
- **Unregister/Withdraw Participant**
  - Guardians will first need to unregister or withdraw their participant from their current qualifier following the steps listed on the previous page.
- **Find a Local Qualifier**
  - On the account dashboard, have the guardian locate the participant they'd like to register for a new/different local qualifier.
  - Underneath the participant's name, click on the "Find a Local Qualifier" button.
  - This button will take the guardian back to the qualifying event map (pictured right) to select or register for a new qualifier.



# Thank You

---

Guardians can always email [info@drivechipandputt.com](mailto:info@drivechipandputt.com) if additional assistance is required.